



ELIS PLZEŇ a.s.



MID
MI-001

ELECTROMAGNETIC FLOW METER FLONET FH30xx

FLONET FH30xx

FLONET FH30xx is an electromagnetic flow meter for a measurement of flow of conductive liquids in water supply, chemical, food and heat distribution industry. It satisfies the most stringent requirements as to the measurement accuracy, long-term stability and sanitary standards. The measurement of flow is carried out in both directions. The meter sensor doesn't have any mechanical moving parts and its installation into the piping system has no impact on fluid mechanics or pressure.

The transmitter supplies power and processes signals coming from the sensor. The OLED display is readable even in the extreme frost. The basic configuration doesn't require opening of flowmeter, since the control is performed by using optical sensors. The meter is equipped with a pulse, frequency and current outputs and for communication there is MODBUS RTU protocol.

METER SPECIFICATION

nominal diameter / size	DN15 to DN1200 / 3/4" to 48"
nominal pressure [bar / psi]	6, 10, 16, 25, 40 / 150, 300, 600
min. conductivity of measured liquid	10 μ S/cm
electrode material	stainless steel, grade 1.4571 (316Ti), Hastelloy C276, Titanium, Tantalum
ambient temperature	-40°C to +70°C (-40°F to 160°F)
sensor lining	soft or hard rubber, special rubber for drinking water, Teflon
design version	compact or with remote transmitter
connection	flanged (depending on customer requirements), flangeless
max. temperature of measured liquid	up to 150°C (302°F)
measurement accuracy EN ISO 4064-1 (OIML R 49) *)	2
measurement repeatability	\pm 0.15%
measurement range	0.025 to 10 m/s (0.08 to 33 ft/s)
outputs	current 4 to 20 mA, insulated 2pc pulse / binary / frequency 0 to 10 kHz, insulated
communication protocol	MODBUS RTU
power supply	95 to 250V, 50 to 60Hz (AC) or 24V \pm 20% (DC) 19.2 to 28.8V
protection class	IP 67 (IP 68 on request)

*) optional measurement accuracy \pm 0.3% for 5 to 100 % of Q_4

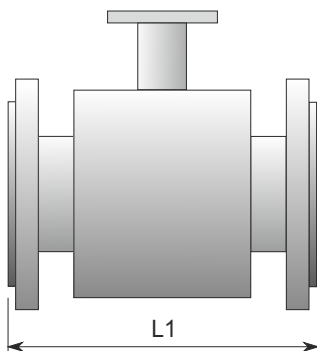
DESIGN VERSION, CONFIGURATION AND TYPE DESIGNATION

design version	COMPACT	REMOTE
configuration	COMFORT	COMFORT
type designation - flanged	FH3014	FH3015
- flangeless	FH3024	FH3025

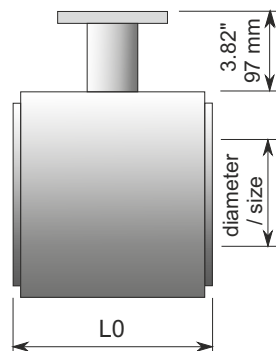
RATED INTERNAL DIAMETER AND SENSOR LENGTH

pressure	40 bar / 150lb		16 bar / 150lb					10 bar / 150lb				6 bar / 150lb				
diameter [mm]	20	25 to 40	50 to 80	100	125	150	200	250	300	350	400 to 600	700	800	900	1000	1200
size [in]	3/4"	1" to 1 1/2"	2" to 3"	4"	5"	6"	8"	10"	12"	14"	16" to 24"	28"	32"	36"	40"	48"
L1 [mm]	200	200	200	250	250	300	350	450	500	550	600	700	800	900	1000	1200
L1 [in]	7.9	7.9	7.9	9.8	9.8	11.8	13.8	17.7	19.7	21.7	23.6	27.6	31.5	35.4	39.4	47.2
L0 [mm]	74	104	104	104	134	134	219	-	-	-	-	-	-	-	-	-
L0 [in]	2.9	4.1	4.1	4.1	5.3	5.3	8.6	-	-	-	-	-	-	-	-	-

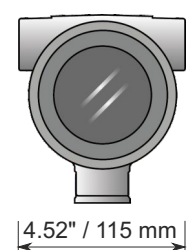
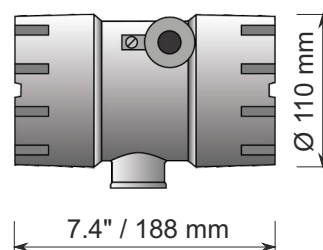
FLANGED VERSION



FLANGELESS VERSION



TRANSMITTER



Certified according to MID (TCM 142/20 - 5738)



Sales rep.:



Sensors AS
Setersletta 3
NO-2006 LØVENSTAD

+47 67 90 43 00
post@sensors.no
www.sensors.no

Es90669K